

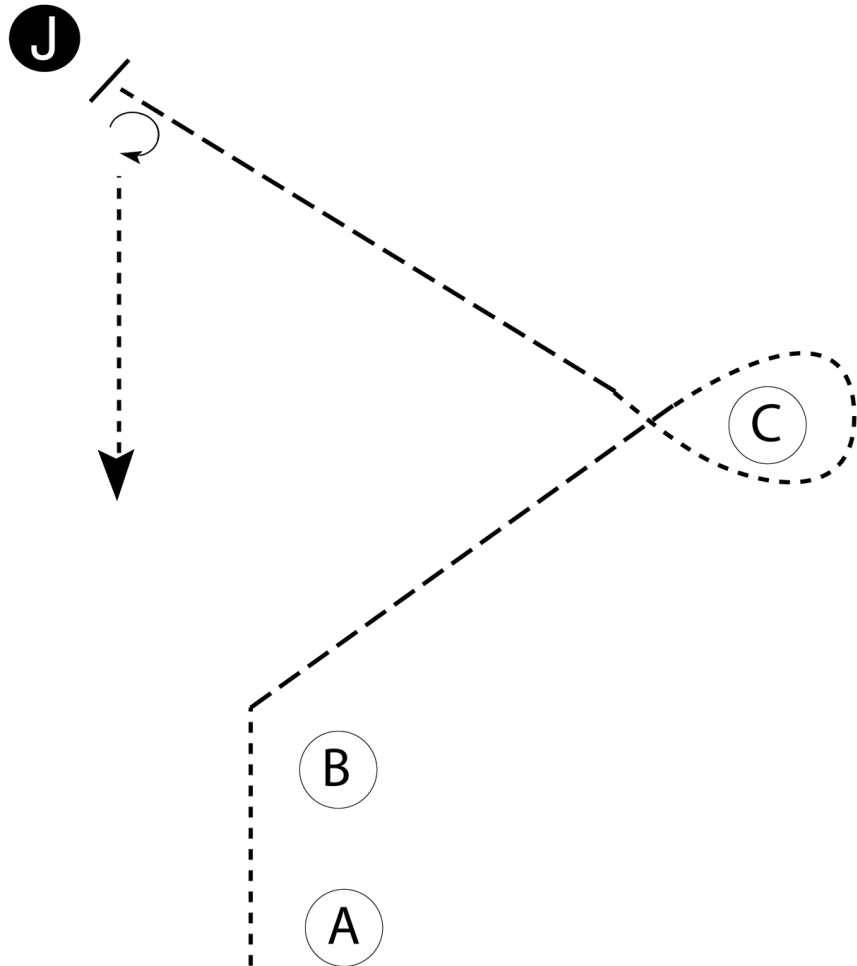
# 2022 WS Finals Saturday

#83, #83A, #84, #85

Show Date:

w w w . H o r s e S h o w P a t t e r n s . c o m

w w w . H o r s e S h o w P a t t e r n s . c o m



Be ready at A.

1. Walk to B.
2. Trot to C.
3. At C, break to a walk and walk around C.
4. Trot to judge.
5. Stop and set up for inspection.
6. When dismissed, perform a 225 degree turn.
7. Walk straight away from judge.

Follow the instructions of your ring steward.

Walk	.....
Trot	- - - - -
Back	← ← ←
Marker	(B)
Judge	(J)

[S/1-51]

Pattern Provided by:

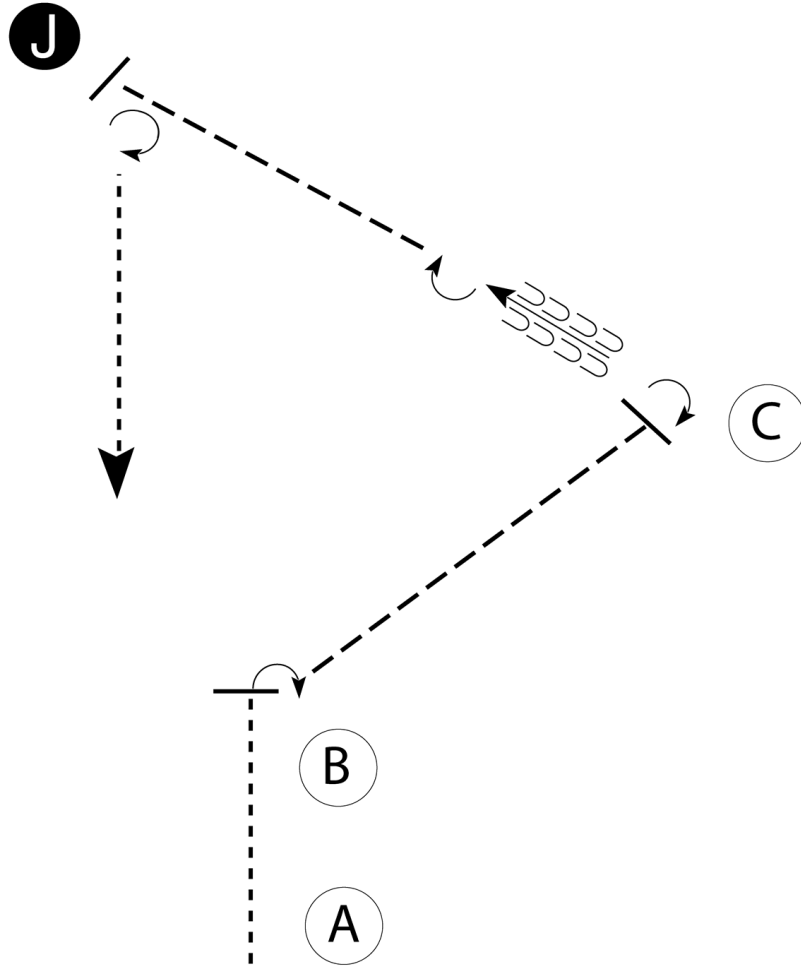
# 2022 WS Finals Saturday

#86, #88, #90, #91, #92, #94, #95, #96, #97

Show Date:

w w w . H o r s e S h o w P a t t e r n s . c o m

w w w . H o r s e S h o w P a t t e r n s . c o m



Be ready at A.

1. Walk to B.
2. Stop and pivot to the right.
3. Trot to C.
4. Perform a 90 degree turn.
5. Back approximately one horse length.
6. Perform a 180 degree turn.
7. Trot to judge.
8. Stop and set up for inspection.
9. When dismissed, perform a 225 degree turn.
10. Walk straight away from judge.

- Walk -----
- Trot -----
- Back ←
- Marker (B)
- Judge (J)

Follow the instructions of your ring steward.

[S/2-51]

**Pattern Provided by:**

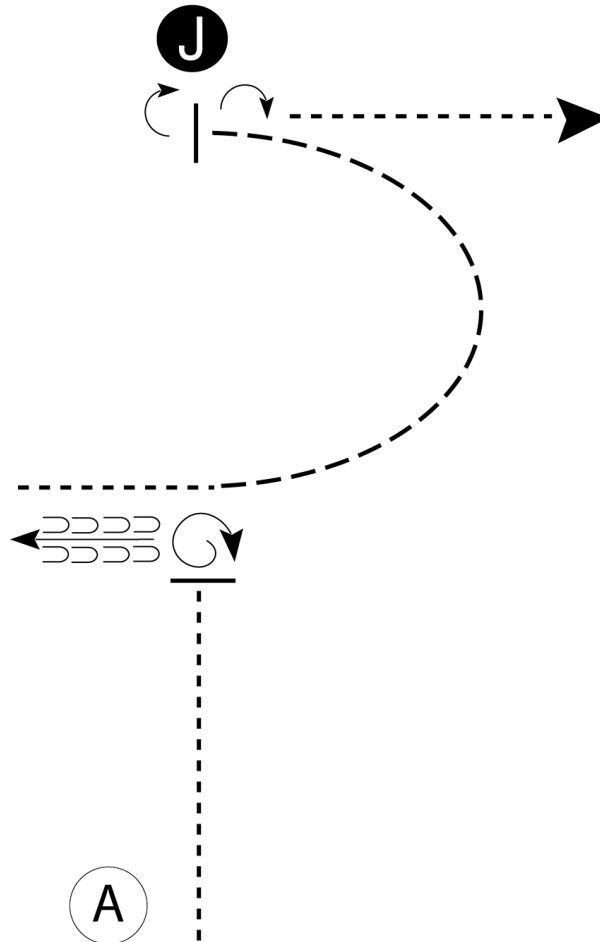
# 2022 WS Finals Saturday

#87, #89, #93

Show Date:

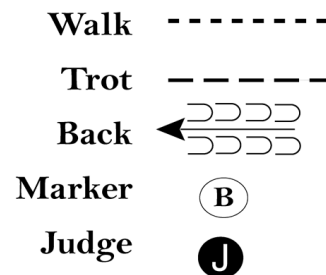
w w w . H o r s e S h o w P a t t e r n s . c o m

w w w . H o r s e S h o w P a t t e r n s . c o m



Be ready at A.

1. When acknowledged, walk half way to Judge.
2. Stop and perform a 1 1/4 turn.
3. Back approximately one horse length.
4. Walk until even with Judge.
5. Trot in a half circle until even with Judge.
6. Perform a 1/4 turn, stop and set up for inspection.
7. When dismissed, perform a 1/4 turn and walk straight away from Judge.



Follow the instructions of your ring steward.

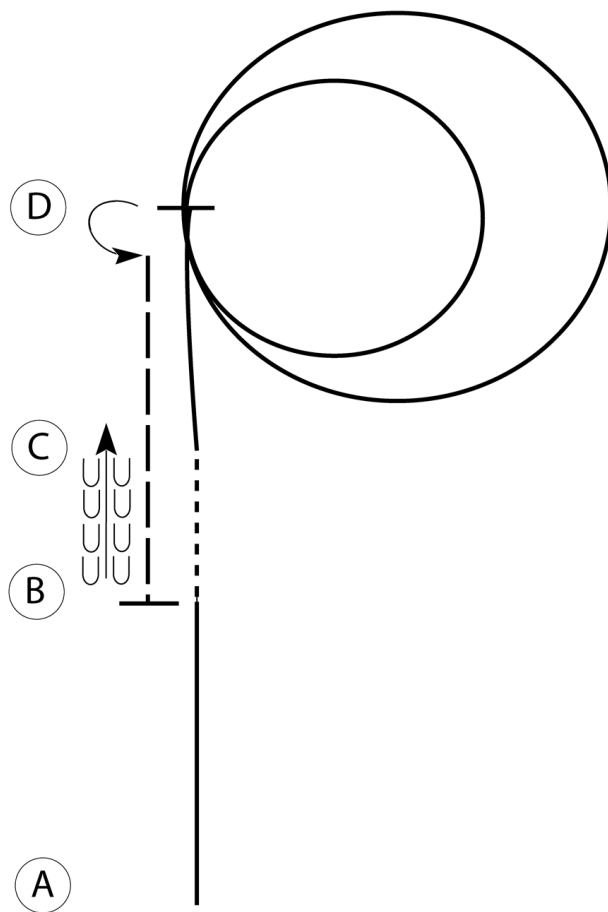
[S/3-80]

Pattern Provided by:

# 2022 WS Finals Saturday

#109

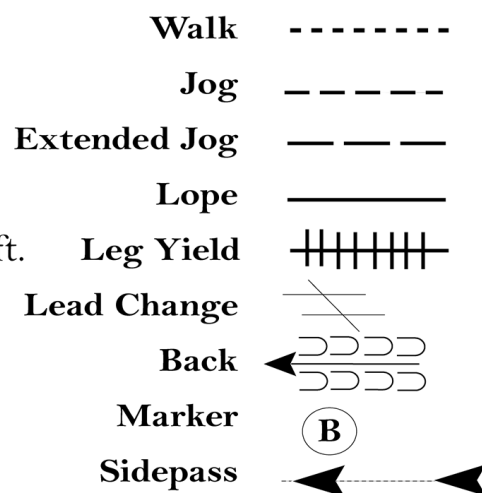
Show Date:



Be ready at A.

1. Lope on the left lead to B.
2. Walk B to C.
3. Lope on the right lead to D.
4. Lope a large fast circle to the right.
5. Lope a small slow circle to the right.
6. Stop at D and perform a 180 degree spin to the left.
7. Extend the jog to B.
8. Stop at B and back to C.

Follow the instructions of your ring steward.



**Pattern Provided by:**

[WH/3-1]

www.HorseShowPatterns.com

www.HorseShowPatterns.com

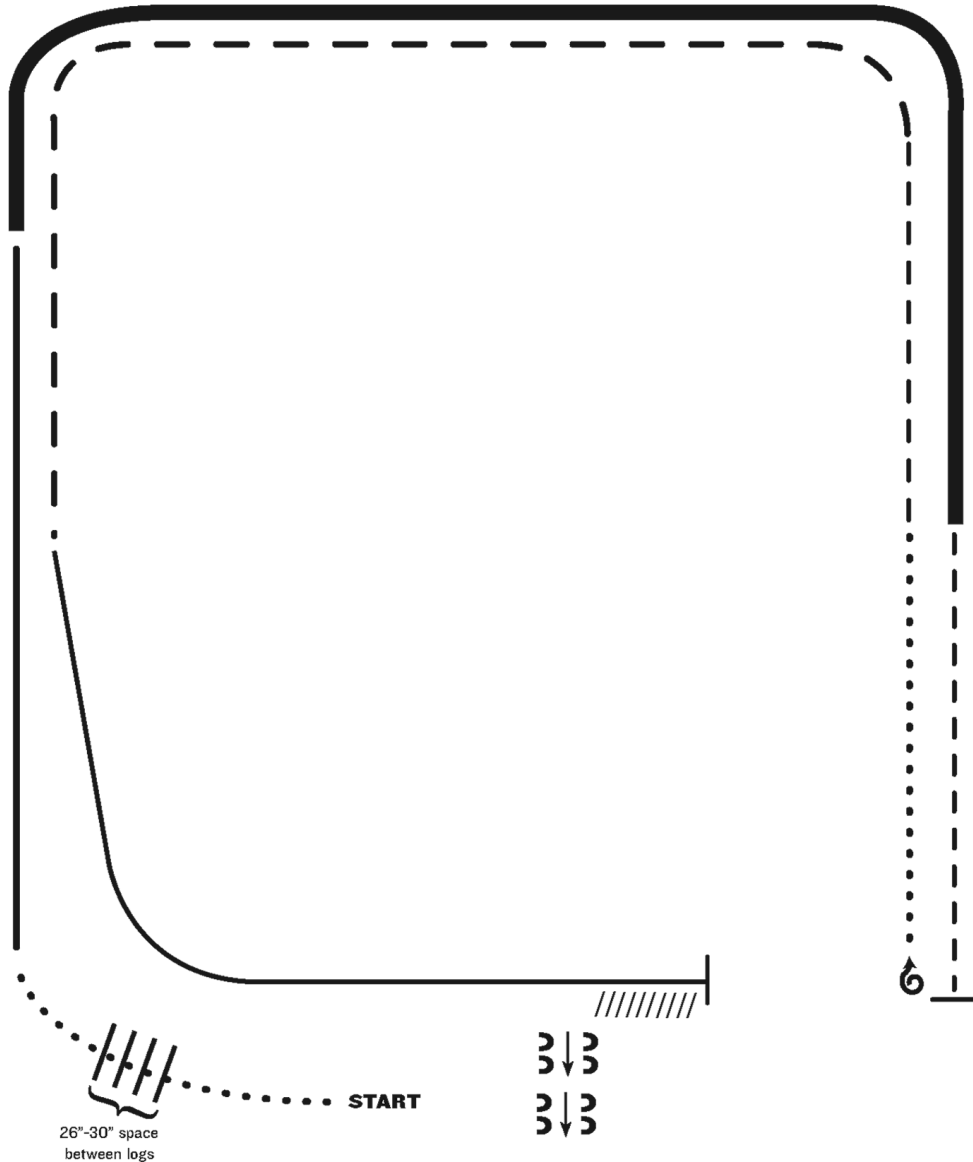
# 2022 WS Finals Saturday

#119

Show Date:

w w w . H o r s e S h o w P a t t e r n s . c o m

w w w . H o r s e S h o w P a t t e r n s . c o m



1. Walk
2. Walk over logs
3. Lope right lead
4. Extended lope (right lead)
5. Trot
6. Stop, 1 1/2 turns right
7. Walk
8. Trot
9. Extended trot
10. Lope left lead
11. Stop and Back
12. Side pass right

Note: The drawn description of this pattern is only intended for the general depiction of the pattern. Exhibitors should utilize the arena space to best exhibit their horses.

[RR/AQHA-6]

Pattern Provided by: