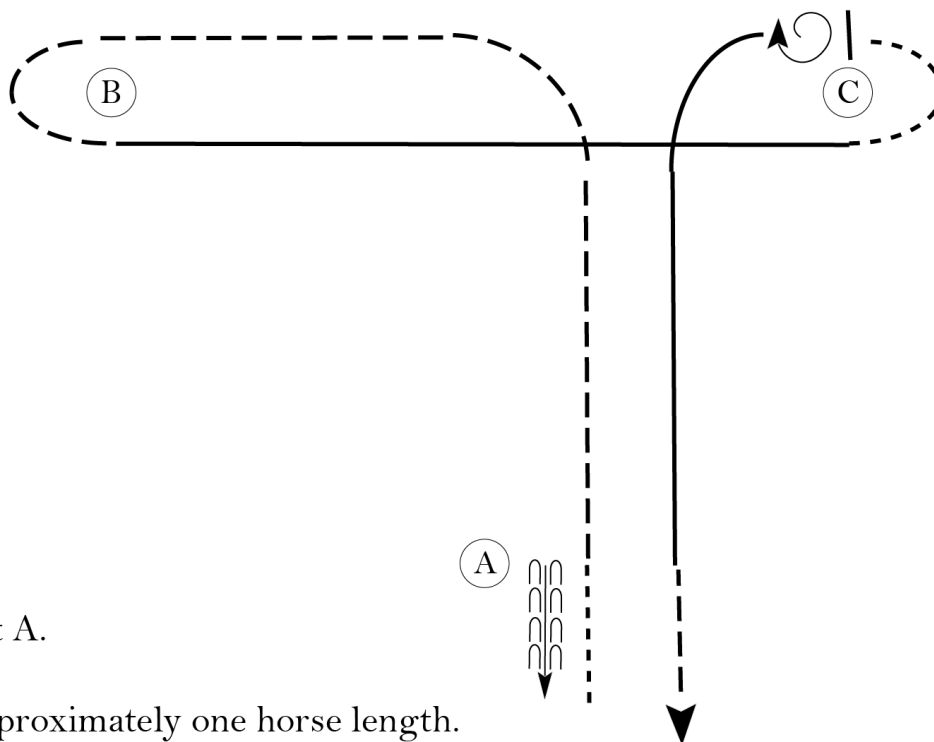


2022 WS Finals Friday

9, #15, #17, #18, #19, #20

Show Date:



Be ready at A.

1. Back approximately one horse length.
2. Walk to A.
3. Sitting trot to top of pattern.
4. Right diagonal trot to and around B.
5. Canter on the left lead to C.
6. Walk around C.
7. Stop at C and perform a full turn on the forehand to the right.
8. Canter on the right lead until even with A.
9. Break to a trot and trot to exit.

Follow the instructions of your ring steward.

Walk
Trot	- - - - -
Extended Trot	- - - - -
Canter	—————
Leg Yield	
Lead Change	///
Back	←←←←←
Marker	Ⓚ
Sidepass	←- - - -→
Hand Gallop	—————

[HSE/3-70]

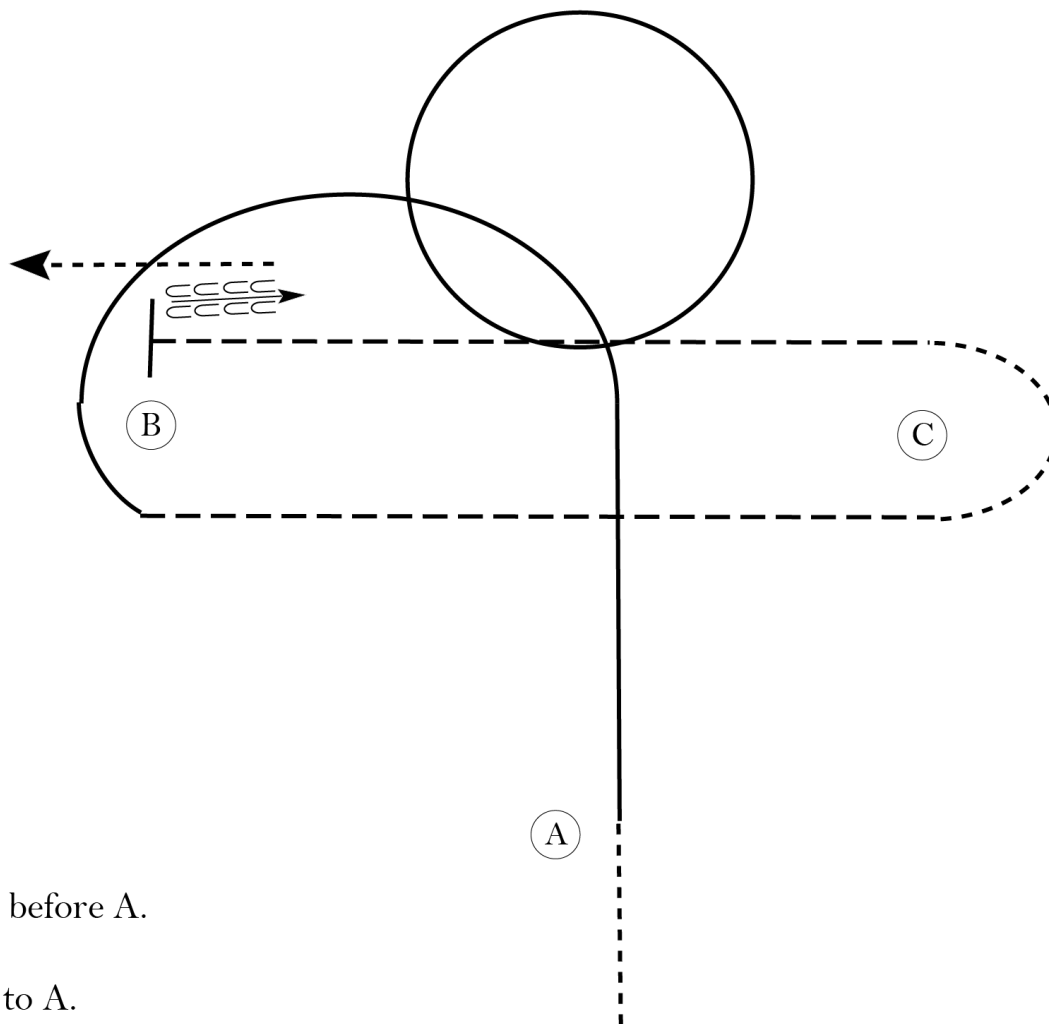
Pattern Provided by:

Thank you to our class sponsors

2022 WS Finals Friday

#10, #16

Show Date:



Be ready before A.

1. Walk to A.
2. Canter on the left lead to center of pattern and in a half circle around B.
3. Trot on the right diagonal from B to C.
4. Walk around C.
5. Trot on the left diagonal halfway to B.
6. Canter a right lead circle.
7. Sitting trot until even with B.
8. Halt at B and back approximately one horse length. Walk straight away.

Follow the instructions of your ring steward.

Walk	-----
Trot	- - - - -
Extended Trot	— — — — —
Canter	—————
Leg Yield	
Lead Change	↙ ↘
Back	← ← ← ← ←
Marker	⊙
Sidepass	← - - - - →
Hand Gallop	— — — — —

[HSE/3-60]

Pattern Provided by:

Thank you to our class sponsors

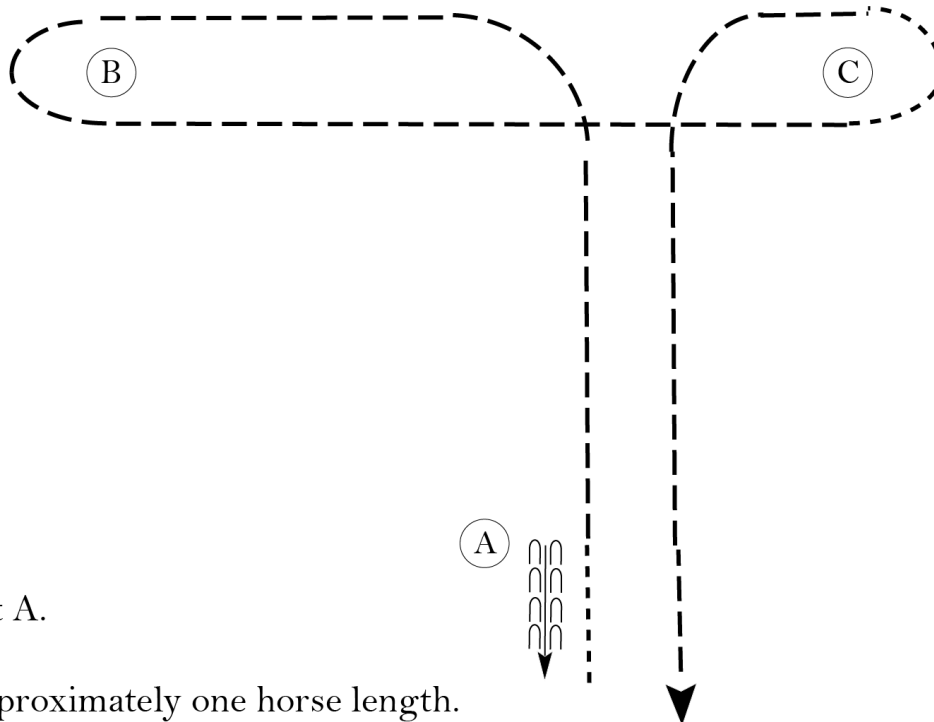
www.HorseShowPatterns.com

www.HorseShowPatterns.com

2022 WS Finals Friday

#4, #5, #7

Show Date:



Be ready at A.

1. Back approximately one horse length.
2. Walk to A.
3. Trot on the left diagonal to top of pattern.
4. Change diagonal and trot on the right diagonal trot to and around B until even with C.
5. Walk around C.
6. Trot on the right diagonal until even with A.
7. Continue to trot and trot to exit.

Follow the instructions of your ring steward.

Walk	-----
Trot	- - - - -
Extended Trot	— — — — —
Canter	—————
Leg Yield	
Lead Change	↙ ↘
Back	← ← ← ← ←
Marker	⊙
Sidepass	← — — — — →
Hand Gallop	—————

[HSE/WT-70]

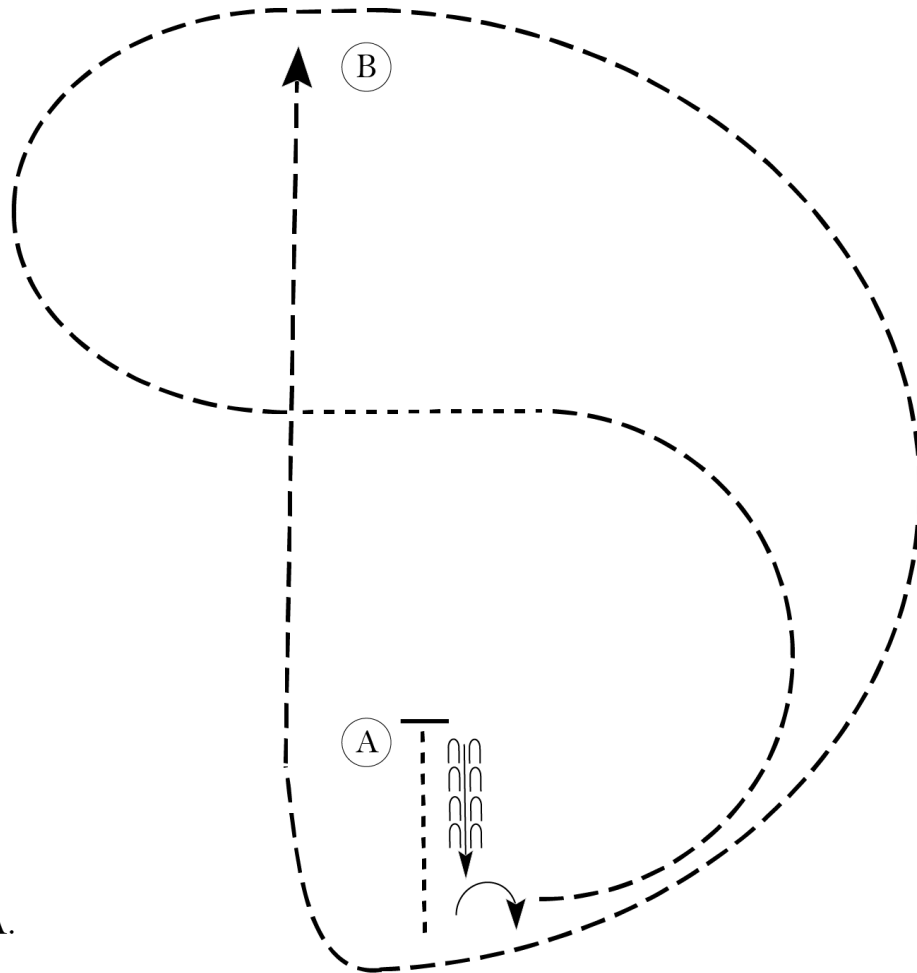
Pattern Provided by:

Thank you to our class sponsors

2022 WS Finals Friday

#6, #8

Show Date:



Be ready before A.

1. Walk to A, stop and back approximately one horse length.
2. Perform a 90 degree forehand turn right.
3. Trot on the right diagonal in a half circle to center of pattern.
4. Walk 2-3 horse lengths.
5. Sitting trot in a half circle to B.
6. Trot on the left diagonal to and around A.
7. Continue to trot on the left diagonal to B.

Pattern is over once you pass B.

Walk	-----
Trot	- - - - -
Extended Trot	-----
Canter	—————
Leg Yield	
Lead Change	↘ ↙
Back	← ← ←
Marker	⊙
Sidepass	← →
Hand Gallop	—————

[HSE/WT-67]

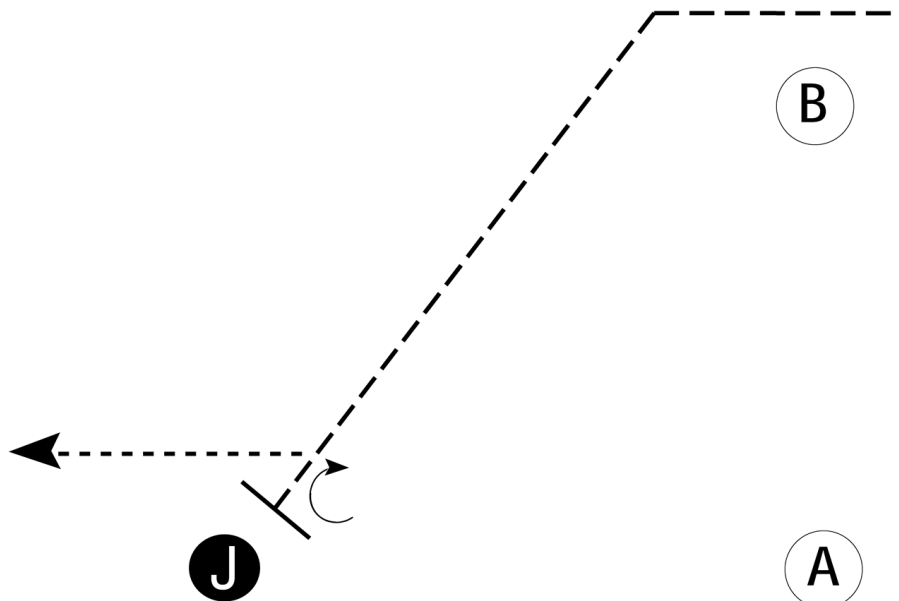
Pattern Provided by:

Thank you to our class sponsors

2022 WS Finals Friday

1, #11

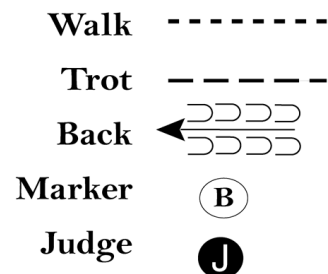
Show Date:



Be ready at A.

1. Walk to and slightly past B.
2. Trot straight away from B and then in an arc toward judge.
3. Stop and set up for inspection.
4. When dismissed, turn approximately 45 degrees and walk straight away.

Follow the instructions of your ring steward.



[S/1-37]

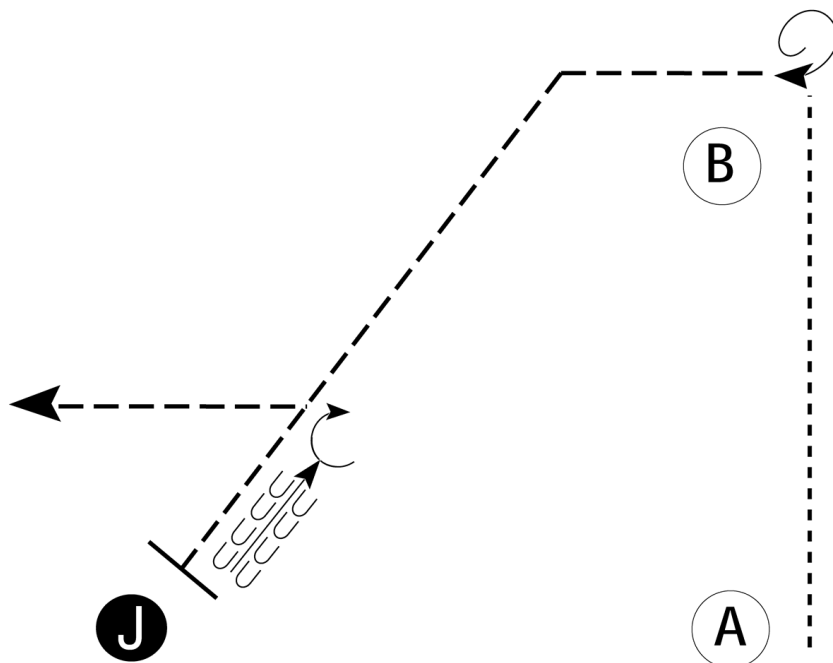
Pattern Provided by:

Thank you to our class sponsors

2022 WS Finals Friday

#2, #12, #13

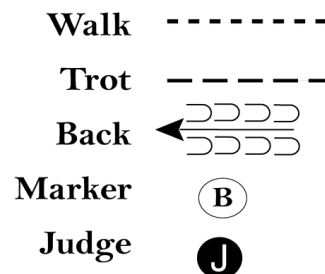
Show Date:



Be ready at A.

1. Walk to and slightly past B.
2. Perform a 270 degree turn.
3. Trot straight away and then in an arc toward judge.
4. Stop and set up for inspection.
5. When dismissed, back approximately one horse length.
6. Turn approximately 45 degrees and trot straight away.

Follow the instructions of your ring steward.



[S/3-37]

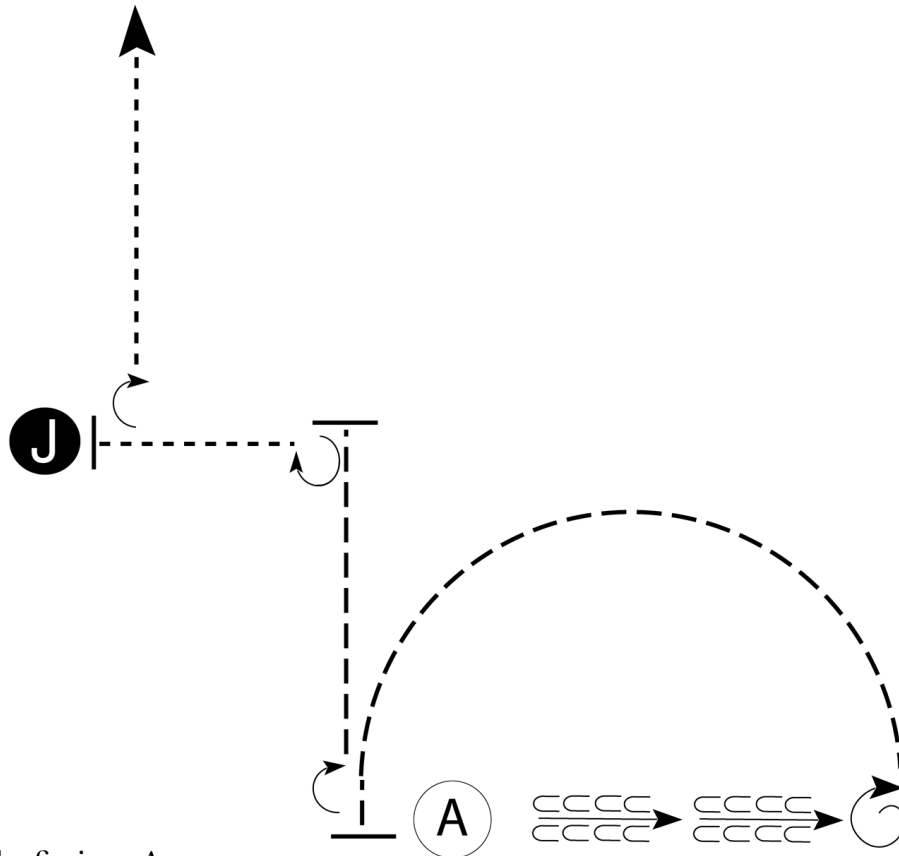
Pattern Provided by:

Thank you to our class sponsors

2022 WS Finals Friday

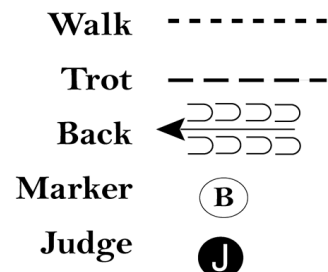
#3, #14

Show Date:



Be ready facing A.

1. When acknowledged, back approximately 2 horse lengths.
2. Perform a 450 degree turn (1 1/4).
3. Trot a half circle back to A.
4. Stop and perform a 180 degree turn.
5. Trot until your horse's hip is even with Judge.
6. Stop and perform a 270 degree turn.
7. Walk to judge. Stop and set up for inspection.
8. When dismissed, perform a 90 degree turn.
9. Walk straight away from judge.



Follow the instructions of your ring steward.

[S/3-67]

Pattern Provided by:

Thank you to our class sponsors